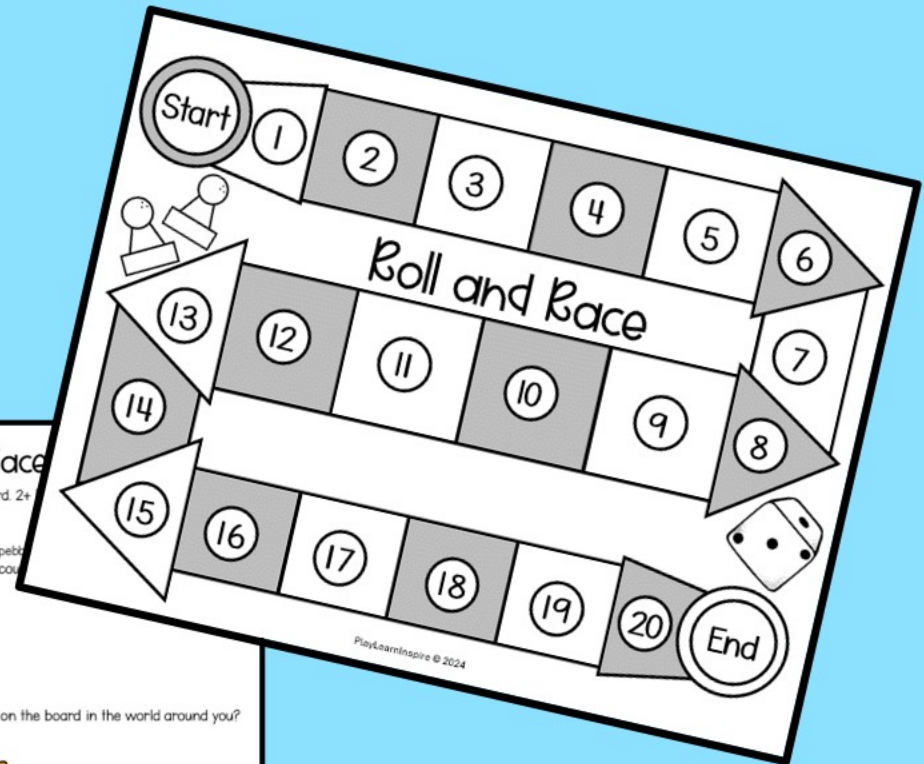
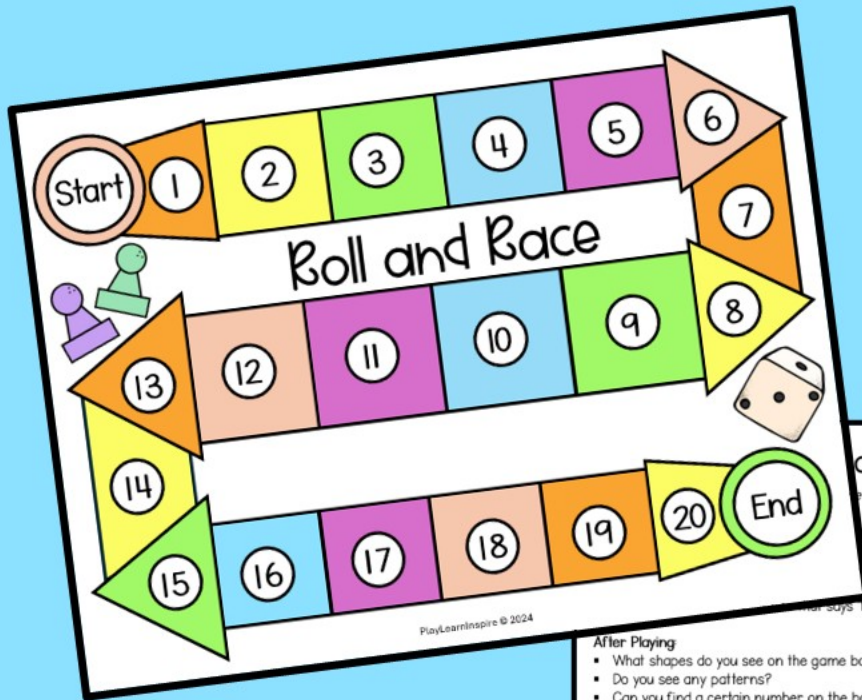


Roll and Race

Math Number Game




After Playing

- What shapes do you see on the game board?
- Do you see any patterns?
- Can you find a certain number on the board?
- Look around your home. Can you find the numbers on the board in the world around you?



Click the image below for a full activity description.



TERMS OF USE

Thank you for downloading! By downloading this this resource, you are agreeing that the contents are the property of [Play Learn Inspire](#) and licensed to you only for personal/classroom use as a single user. I retain the copyright and reserve all rights to this product.

YOU MAY:

- Use free and purchased items for your own personal or classroom use for your children/students.
- Reference this product in blog posts, at seminars, professional development, workshops, or other such venues, ONLY if both credit is given to myself as the author, and a link back to my blog at [teachingideas.ca](#).
- Purchase licenses at a great discount for other people to use this resource.

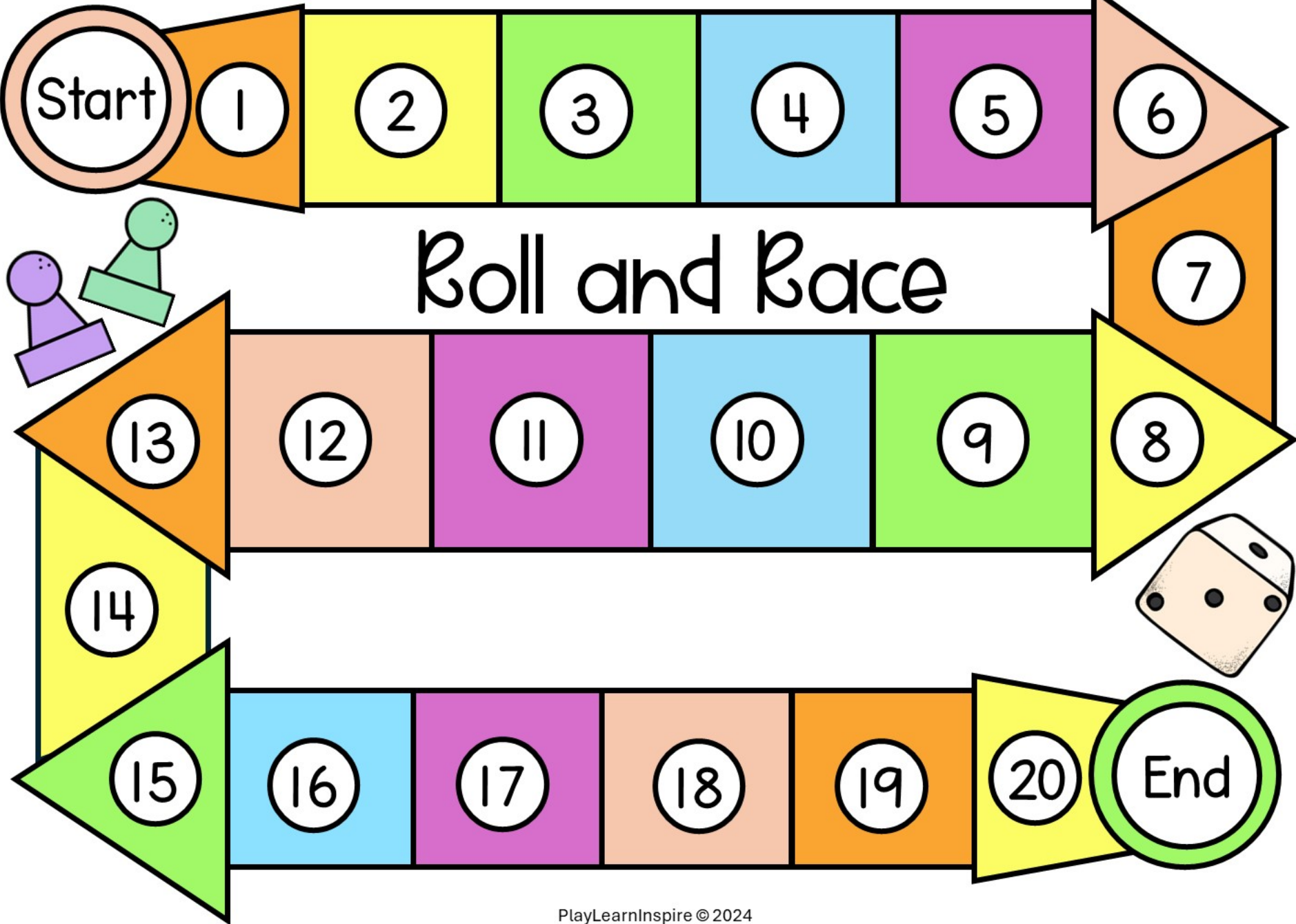
YOU MAY NOT:

- Claim this work as your own, alter the files in any way, or remove copyright / watermarks.
- Sell the files or combine them into another unit for sale / free.
- Post this document for sale / free elsewhere on the internet (this includes Google Doc links on blogs).
- Making copies of purchased items to share with others is strictly forbidden and is a violation of the TOU / law.

Thank you for abiding by universally accepted codes of professional ethics while using this product. If you encounter an issue with your file, notice an error, or are in any way experiencing a problem, please contact me and I will be more than happy to help sort it out. You can message me at kelly@playlearninspire.ca

Clipart and Fonts Created by





Roll and Race

Role and Race

Materials: Player pieces, 1 die, *Roll and Race* game board. 2+ Players.

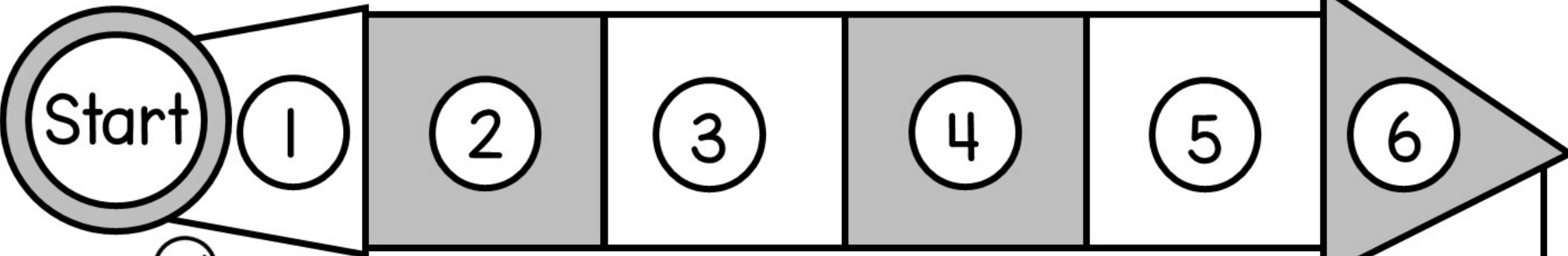
How to Play:

1. Players place their counters on "Start". (Use a coin, pebble or any small item for a counter).
2. Players take turns rolling the die and moving their counter forward the number shown on the die. Count out loud as you move.
3. The first player to the space that says "End" wins.

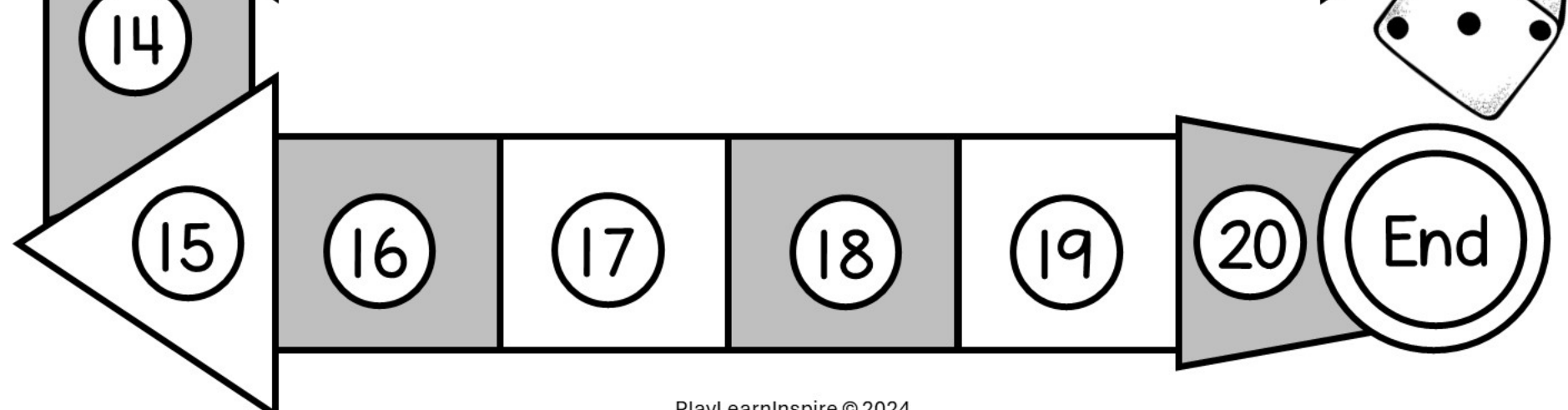
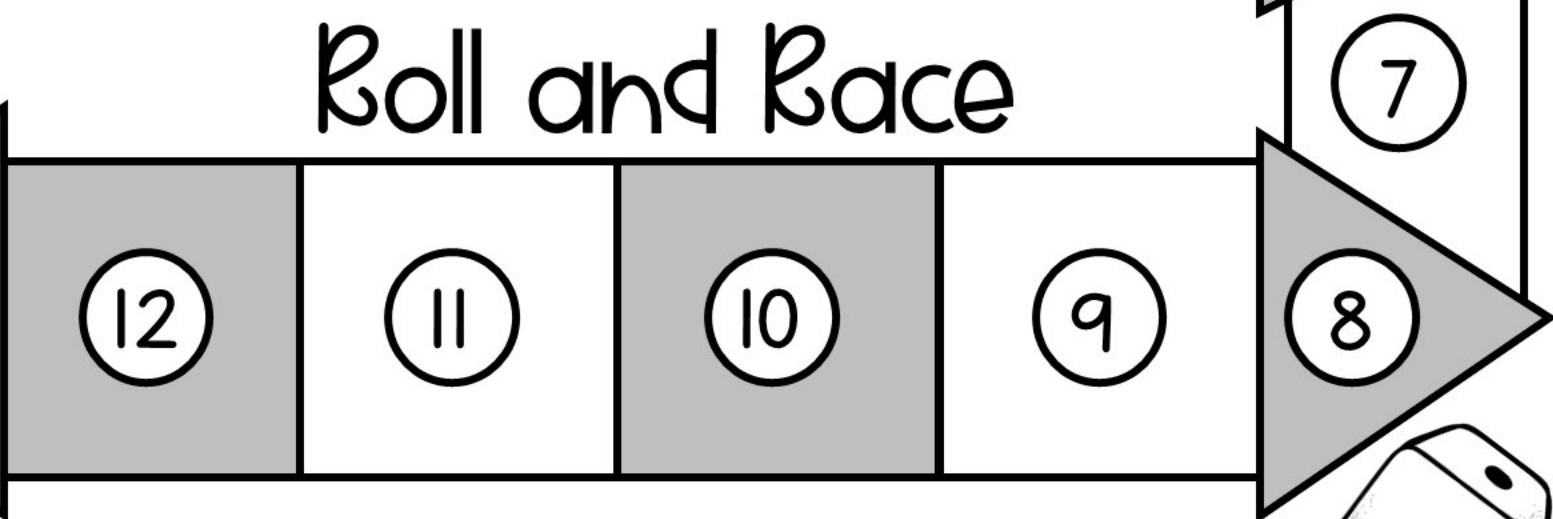
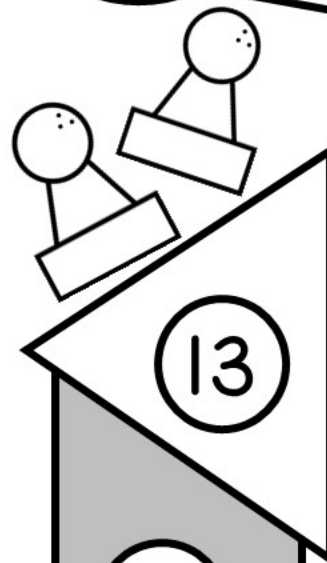
After Playing:

- What shapes do you see on the game board?
- Do you see any patterns?
- Can you find a certain number on the board?
- Look around your home. Can you find the numbers on the board in the world around you?





Roll and Race



Role and Race

Materials: Player pieces, 1 die, *Roll and Race* game board. 2+ Players.

How to Play:

1. Players place their counters on "Start". (Use a coin, pebble or any small item for a counter).
2. Players take turns rolling the die and moving their counter forward the number shown on the die. Count out loud as you move.
3. The first player to the space that says "End" wins.

After Playing:

- What shapes do you see on the game board?
- Do you see any patterns?
- Can you find a certain number on the board?
- Look around your home. Can you find the numbers on the board in the world around you?

