









Free Printable Christmas Activity Book

Christmas	
	Activity Book 
Name: _____	
Unscramble Christmas	
Christmas Writing	
Christmas Math	
Crossword Puzzle	
Word Search	



Click the image for a full activity description.



The image shows the cover of a 'FREE Christmas Activity Book'. At the top left, the word 'FREE' is written in large, bold, black letters. To its right is a cartoon reindeer with large antlers and a red nose. Below 'FREE' is a red banner with the word 'Christmas' in a white, rounded font. Underneath the banner is the text 'Activity Book' in a green, cursive font, flanked by a small reindeer icon on the left and a yellow bell icon on the right. Below this is a line for 'Name: _____'. A table of contents follows, with five rows: 'Unscramble Christmas' with a Santa hat icon, 'Christmas Writing' with a green elf icon, 'Christmas Math' with a yellow bell icon, 'Crossword Puzzle' with a blue gift box icon, and 'Word Search' with a holly leaf icon. At the bottom left is a green Christmas tree with yellow lights and a red star on top, sitting on a red and white polka-dot base. To the right of the tree, the words 'CHRISTMAS ACTIVITY BOOK' are written in large, bold, black letters.

TERMS OF USE / CREDITS

Thank you for your purchase! By purchasing this resource, you are agreeing that the contents are the property [Play Learn Inspire](#) and licensed to you only for classroom / personal use as a single user. I retain the copyright, and reserve all rights to this product.

YOU MAY:

- Use free and purchased items for your own classroom students, or your own personal use.
- Reference this product in blog posts, at seminars, professional development, workshops, or other such venues, ONLY if both credit is given to myself as the author, and a link back to my TpT store is included in the presentation.
- Purchase licenses at a great discount for other teachers to use this resource.

YOU MAY NOT:

- Claim this work as your own, alter the files in any way, or remove copyright / watermarks.
- Sell the files or combine them into another unit for sale / free.
- Post this document for sale / free elsewhere on the internet (this includes Google Doc links on blogs).
- Making copies of purchased items to share with others is strictly forbidden and is a violation of the TOU / law.

Thank you for abiding by universally accepted codes of professional ethics while using this product. If you encounter an issue with your file, notice an error, or are in any way experiencing a problem, please contact me and I will be more than happy to help sort it out. You can message me at kelly@playlearninspire.com

Clipart and Fonts Created by



A Primary Kind of Life



Educlips
Clipart



Creating4 The
Classroom



Rainbow Sky
Creations

How To Use This Product

This activity booklet is easy to put together!
Just follow the steps below to create the booklet.

Print all pages you need (color or black and white). Cut on the dashed line below the page title. i.e. cut below “Christmas Math” and “Crossword Puzzle” etc.

Once all pages have been cut, stack pages together so that all “Staple or Glue Previous Page Here” on the top of the pages are lined up.

Staple front cover to the rest of the activity pages or glue pages together along the top.

Your booklet is complete!



Christmas



Activity Book



Name: _____

Unscramble the Christmas words.



Unscrambled Word

f	e	l
---	---	---

--	--	--

e	t	r	e
---	---	---	---

--	--	--	--

w	s	o	n
---	---	---	---

--	--	--	--

a	s	t	a	n
---	---	---	---	---

--	--	--	--	--

Unscramble Christmas



Print a Christmas word for each letter in the word **Christmas**.

C _____

h _____

r _____

i _____

s _____

t _____

m _____

a _____


s _____



Christmas Writing




Follow the instructions to create a tree and stocking.



Draw and color 3 red bulbs.
2 yellow bulbs
5 blue bulbs
Color the rest of the tree green.

How many bulbs are there altogether? _____



Draw 6 colored stripes on the stocking.
Use only red and green.
Create a repeating pattern with the stripes.
How many more stripes would you need to add to have 12 stripes? _____




Print the picture word to finish the crossword puzzle.
Use the word bank to help you.

The crossword puzzle grid consists of 10 columns and 10 rows. The starting icons are: a red and green ornament (top left, arrow pointing right), a reindeer head (row 2, column 2, arrow pointing down), a green wreath (row 2, column 5, arrow pointing down), a red stocking (row 2, column 7, arrow pointing down), and Santa Claus (row 1, column 10, arrow pointing down). An elf icon is at the bottom left (row 8, column 1, arrow pointing right).

- wreath
- Santa
- stocking
- reindeer
- elf
- decoration

Crossword Puzzle






christmas santa bells

tree toys star


elves holly sleigh



**Black
And
White
Copies**



Christmas



Activity Book



Name: _____

Unscramble the Christmas words.

f	e	l
---	---	---

Unscrambled Word

--	--	--



e	t	r	e
---	---	---	---

--	--	--	--

w	s	o	n
---	---	---	---

--	--	--	--

a	s	t	a	n
---	---	---	---	---

--	--	--	--	--

Unscramble Christmas



Print a Christmas word for each letter in the word **Christmas**.

C _____

h _____

r _____

i _____

s _____

t _____

m _____

d _____

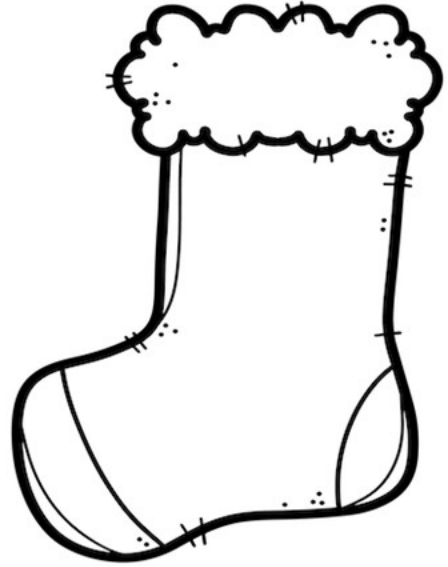

s _____



Christmas Writing



Follow the instructions to create a tree and stocking.



Draw and color 3 red bulbs.
2 yellow bulbs
5 blue bulbs
Color the rest of the tree green.

How many bulbs are there altogether? _____

Draw 6 colored stripes on the stocking.

Use only red and green.
Create a repeating pattern with the stripes.

How many more stripes would you need to add to have 12 stripes? _____



Print the picture word to finish the crossword puzzle.
Use the word bank to help you.

Ornament

Reindeer

Wreath

Stocking


Santa

Word Bank:

- wreath
- Santa
- stocking
- reindeer
- elf
- decoration

Crossword Puzzle





christmas

santa

bells

tree

toys

star

elves


holly

sleigh



Answers

Unscramble the Christmas words.

	Unscrambled Word	
f e l	e l f	
e t r e e	t r e e	
w s o n	s n o w	
a s t a n	s a n t a	

Hands On Teaching Ideas © 2020

Unscramble Christmas



Print a Christmas word for each letter in the word **Christmas**.

C candy cane

H holly

R reindeer

I icicles

S Santa

T tree

M merry

D advent

S stocking



Hands On Teaching Ideas © 2020

Answers will vary.

Possible answers given.

Christmas Writing



Follow the instructions to create a tree and stocking.



Draw and color 3 **red** bulbs.
 2 **yellow** bulbs
 5 **blue** bulbs.
 Color the rest of the tree **green**.

How many bulbs are there altogether? 10



Draw 6 stripes on the stocking.
 Use only **red** and **green**.
 Create a repeating pattern with the stripes.

How many more stripes would you need to add to have 12 stripes? 6

Hands On Teaching Ideas © 2020

Print the picture word to finish the crossword puzzle.
 Use the word bank to help you.


	R			W		S			S
	d	e	c	o	r	a	t	i	o
	i			e					t
	n			a					a
	d			t					
	e			h					
	e	l	f						
	r								

wreath
 Santa
 stocking
 reindeer
 elf
 decoration

Hands On Teaching Ideas © 2020

Crossword Puzzle





- christmas
- tree
- elves
- santa
- toys
- holly
- bells
- star
- sleigh

Hands On Teaching Ideas © 2020

Word Search

