



the


# Three Little Pigs

Activity Flipbook



This activity was created to be used with the story retell activity by Hands-On Teaching Ideas.

To read the full activity description,  
[click here.](#)



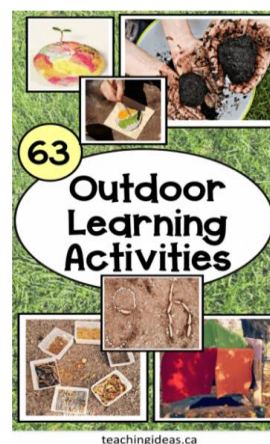
Thanks for downloading!

This flipbook is part of a series of flipbooks. Each book is full of different themed activities for kids.

# Click Book to View



Activities on the Blog [click image to view](#)



## TERMS OF USE

Thank you for purchasing! By downloading this this resource, you are agreeing that the contents are the property of Hands-On Teaching Ideas and licensed to you only for personal/classroom use as a single user. I retain the copyright and reserve all rights to this product.

### YOU MAY:

- ☐ Use free and purchased items for your own personal or classroom use for your children/students.
- ☐ Reference this product in blog posts, at seminars, professional development, workshops, or other such venues, ONLY if both credit is given to myself as the author, and a link back to my blog at [teachingideas.ca](http://teachingideas.ca).
- ☐ Purchase licenses at a great discount for other people to use this resource.

### YOU MAY NOT:

- ☐ Claim this work as your own, alter the files in any way, or remove copyright / watermarks.
- ☐ Sell the files or combine them into another unit for sale / free.
- ☐ Post this document for sale / free elsewhere on the internet (this includes Google Doc links on blogs).
- ☐ Making copies of purchased items to share with others is strictly forbidden and is a violation of the TOU / law.

Thank you for abiding by universally accepted codes of professional ethics while using this product. If you encounter an issue with your file, notice an error, or are in any way experiencing a problem, please contact me and I will be more than happy to help sort it out. You can message me at [kelly@teachingideas.ca](mailto:kelly@teachingideas.ca)

### Clipart and Fonts Created by



A Primary  
Kind of Life




Educlips  
Clipart

# How To Use This Product

This activity booklet is easy to put together!  
Just follow the steps below to create the booklet.

Print all pages you need (color or black and white). Cut on the dashed line below the page title. i.e. cut below "Math" and "Crossword Puzzle" etc.



Once all pages have been cut, stack pages together so that all "Staple or Glue Previous Page Here" on the top of the pages are lined up.



Staple front cover to the rest of the activity pages or glue pages together along the top.



Your booklet is complete!

# The Three Little Pigs



## Activity Book



Name: \_\_\_\_\_

What is your favourite part in the story of *The Three Little Pigs*? Why?

---

---

---

Writing






The pigs each build their own home. If you could build your own home, what would it look like?



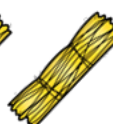
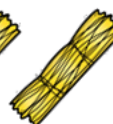
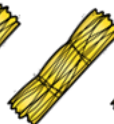
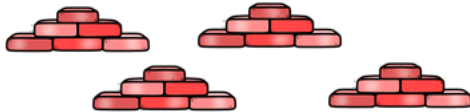



Draw a picture of your home below.

Hands On Teaching Ideas © 2021

Drawing

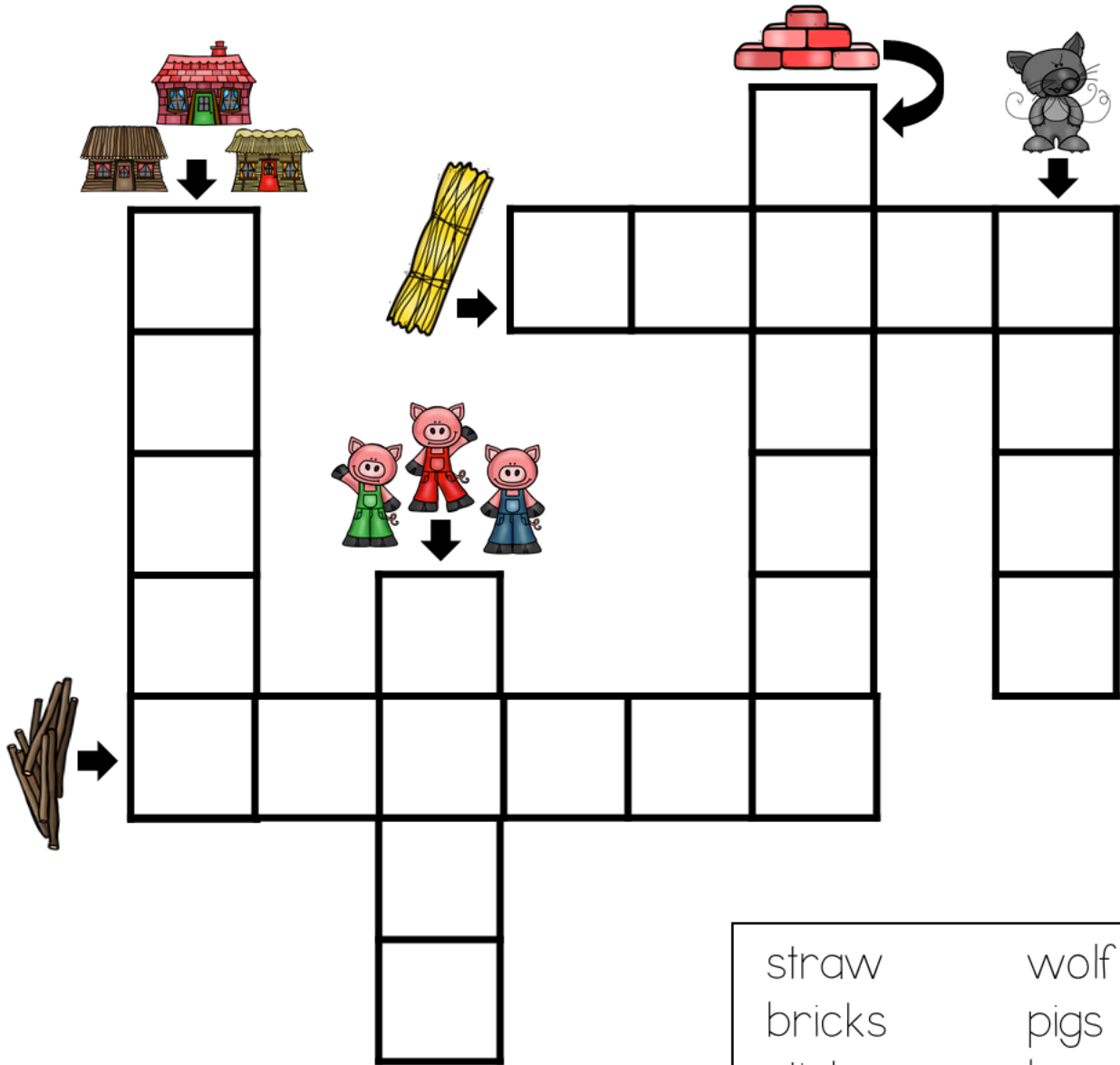


Solve the addition and subtraction questions.







Print the picture word to finish the crossword puzzle.  
Use the word bank to help you.



straw  
bricks  
sticks

wolf  
pigs  
homes





☐ pigs

☐ wolf

☐ home

☐ sticks

☐ straw

☐ brick


☐ chimney

☐ fire


☐ blow




Black  
And  
White  
Copies



# The Three Little Pigs



## Activity Book



Name: \_\_\_\_\_

What is your favourite part in the story of *The Three Little Pigs*? Why?

---

---

---

Writing




The pigs each build their own home. If you could build your own home, what would it look like?

Draw a picture of your home below.



Hands On Teaching Ideas © 2021

Drawing





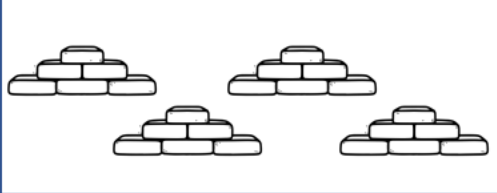
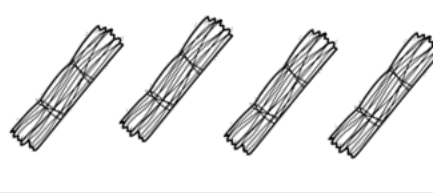




Solve the addition and subtraction questions.


 $+$ 

 $=$


 $-$ 

 $=$



 $+$ 

 $=$


 $-$ 

 $=$





A simple line drawing of a cartoon character, possibly a robot or a bear, wearing overalls. The character has a round head with two small antennae or ears on top, two large circular eyes, and a small triangular nose. It has a rectangular body with a small circular button in the center. The character is wearing overalls with a large pocket on the front and straps over the shoulders. The drawing is intended for coloring.



☐ pigs

☐ wolf

☐ home

☐ sticks

☐ straw

☐ brick

☐ chimney

☐ fire

☐ blow

